

# UNICEF Humanitarian Action for Children 2023 Overview



# Contents

Foreword	3
Humanitarian Situation	4
Children in Crisis	6
Results Achieved in 2022	8
Humanitarian Funding in 2022	9
Strategic Approaches and Priorities in 2023	22
Planned Results in 2023	26
Global Support for UNICEF's Humanitarian Action in 2023	28
Funding Required in 2023	29





# Foreword



Catherine Russell  
UNICEF Executive Director

Today there are more children in need of humanitarian assistance than at any other time since the Second World War. Across the globe, children are facing a historic confluence of crises – from conflict and displacement to infectious disease outbreaks and soaring rates of malnutrition.

Meanwhile, climate change is compounding the severity of these crises and unleashing new ones. Just this year, we have seen a wave of deadly climate-linked disasters, including catastrophic floods in Pakistan, historic drought in the Sahel and the Horn of Africa and blistering heat waves across parts of Europe, the Middle East and North America.

And it is children who are bearing the brunt of a world in crisis, with millions struggling to survive.

The numbers read like an itemized list of danger and hardship: More than 400 million children living in areas under conflict; an estimated 1 billion children – nearly half the world's children – living in countries at extreme vulnerability to the impacts of climate change; at least 36.5 million children displaced from their homes – the highest number ever recorded; and 8 million children under age 5 in 15 crisis-hit countries at risk of death from severe wasting.

Often, the threats facing children are interconnected and reinforcing. A child in the Sahel, for example, could be facing acute malnutrition because of both conflict-related displacement and severe drought linked to climate change.

At the same time, humanitarian emergencies are not bound by national borders. Disease outbreaks are spreading from country to country at a dangerous rate. Conflict and crisis in one part of the world can impact the lives of children thousands of miles away.

But the situation is far from hopeless.

We know how to reach children at greatest risk and in greatest need. From Afghanistan to Somalia, from Ukraine to Yemen – UNICEF is on the ground in countries around the world, providing children with life-saving services during humanitarian emergencies. We are working to strengthen the systems that children rely on – like health care, protection, water and sanitation – and to make those systems more resilient to climate shocks and other crises. And we are expanding our capacity to anticipate crises so that we are prepared to meet children's needs as emergencies unfold.

Decisive and timely humanitarian action can save children's lives, while also sowing the seeds of future development. We have done it before and we must do it again, now, together.

In an increasingly volatile world with more children in need than ever before, it is critical that UNICEF and our partners have the right support. This means timely and flexible funding which enables us to respond quickly to crises and anticipate future risks. Flexible funding also helps us to ensure that our humanitarian response is based on need and that we can allocate resources equitably across crises.

Through our Humanitarian Action for Children appeal, UNICEF is appealing for US\$10.3 billion to reach more than 110 million children – including 54 million girls and 10 million children with disabilities – with humanitarian assistance across 155 countries and territories in 2023.

With your support, we can achieve these goals. We can reach the children and families who need us most. We can respond to existing crises and help children and their communities build resilience for those yet to come. I hope you will join us in this ambition for every child.



# Humanitarian Situation

The year 2022 began with an estimated 274 million people<sup>1</sup> in need of humanitarian assistance and protection. Throughout the year, these needs grew considerably. This was largely due to the war in Ukraine; to rising food insecurity and threats of famine brought about by this war and by climate-related and socioeconomic factors; and to the devastating floods in Pakistan.

## The climate crisis is a child rights crisis

Climate change is a top driver of humanitarian need and human suffering, particularly for the poorest countries and the most vulnerable people living in them. And the effects of climate hazards linger long after the climatic “event” has passed. The aftermath of floods, for example, is often deadlier for children than the extreme weather events that initiate them. In 2022, flooding contributed to the increased spread of such major killers of children as malnutrition, malaria, cholera and diarrhoea.

The climate crisis is deepening already wide inequalities, because climate change, weather variability and the steady rise in natural hazards are affecting large numbers of people who are already living in fragile and conflict-affected situations. The consequences of the climate crisis will nonetheless be felt by the world at large, and they will include more instability, violence and displacement.

These consequences are already being felt by millions of children worldwide. This is because the climate crisis becomes visible in the lives of children as everyday threats to their rights: as a water crisis; a health and nutritional crisis; an education crisis; a protection crisis; and a participation crisis.



## Conflict leads to humanitarian needs

Conflict drives 80 per cent of all humanitarian needs.<sup>2</sup> The number of countries experiencing violent conflict is at a thirty-year high. And, around the world, attacks on children continue unabated. From Ukraine to Yemen and from Ethiopia to Nigeria and beyond, warring parties are flouting one of the most basic rules of war: **protect the children**.

Conflict is also disrupting access to the necessities of life, like food and water, and is forcing people into extreme poverty. The poorest and the most vulnerable people are paying the highest price. What's more, reaching people who require assistance in conflict-affected environments has become more difficult, because humanitarian access – the ability to reach people with the life-saving items and services they require – has severely deteriorated in recent years. Increased violence against humanitarian workers and assets has intensified this phenomenon.<sup>3</sup>

Conflict, violence and instability are forcing people out of their communities. Political instability and unrest in Lebanon, Myanmar and the Sudan – and these are only a few examples – have driven people away from their homes in 2022, increasing their vulnerability. As of the end of June 2022, the number of individuals **forcibly displaced** from their homes over the years due to persecution, conflict, violence, human rights violations and events seriously disturbing public order had surpassed 103 million people.<sup>4</sup>

## Record child displacements, a record nobody wants

Children are crossing borders in record numbers, with their families or separated from them, or unaccompanied. Altogether, nearly 37 million children worldwide are displaced due to conflict and violence, a number of displaced children not seen since the Second World War.<sup>5</sup> And this number does not even include those children displaced by poverty or climate change or by the search for a better life. Nor does it include those children displaced in 2022 due to the war in Ukraine, which itself has caused the fastest-growing refugee crisis in Europe since the Second World War.<sup>6</sup>

Many displaced children are living in limbo, without official immigration status or access to education and health care. And far too many displaced children encounter danger, detention, deprivation and discrimination on their journeys, at their destination or upon return home. In short, when children are displaced from their homes and communities, they are at greater risk of rights violations.

## We must work together to alleviate the stresses on the rights of children

The great stresses on the rights of children brought about by the intensifying humanitarian situations of our era are only expected to grow. UNICEF has the mandate to address the emergency and long-term needs of children and women; it has demonstrated its capacity to do so at a worldwide scale; and it is constantly adapting to provide an ever-better response to the needs to children. This is what makes UNICEF the humanitarian leader that is called for in these particularly challenging times.



# Children in Crisis

The following map highlights some of the major crises affecting children and their families.

## Haiti

The humanitarian situation in Haiti has greatly deteriorated due to recent peaks of widespread violence – including systematic sexual violence – and rising food insecurity. The overall socioeconomic and political turmoil, growing civil unrest and the recent resurgence of cholera have also impacted the population. More than **1.5 million people countrywide have been affected by the recent rise in violence**, with children, women and displaced people remaining the most vulnerable. A record-high **4.7 million people face acute hunger**. Access to and from the main port of entry for fuel and supplies has remained blocked since September 2022, severely impacting transportation and the functioning of basic services and infrastructure, including the operation of hospitals, water distribution facilities and communications infrastructure.



## The Democratic Republic of the Congo

The Democratic Republic of the Congo is facing one of the world's most complex and protracted crises. Around **15.4 million children** are bearing the brunt of the cyclic flare-up of violence and recurrent disease outbreaks, which have exacerbated chronic poverty and systemic weaknesses and have led to a high level of vulnerability. In 2022, **5.3 million people were internally displaced** in the Democratic Republic of the Congo due to conflict and violence; the country is home to the second-highest number of internally displaced people globally. Across the country, **more than 1.3 million children under 5 years of age require treatment for severe wasting; 3.9 million children need emergency protection services; 6.6 million people require emergency water, sanitation and hygiene services; and 2.7 million children need emergency education support.**



## Refugee and migrant response on the Mediterranean and Western Balkan routes

As of August 2022, there were an **estimated 473,450 refugees and migrants, including 102,574 children**, living in Bosnia and Herzegovina, Bulgaria, Greece, Italy and Serbia. Approximately 165,738 new arrivals were recorded in 2022 – a 74 per cent increase compared with 2021. This is in addition to 265,118 refugees from Ukraine arriving in these countries in 2022. The number of people on the move globally has increased every single year for the last 10 years, driven by conflict, climate change and food insecurity. As a result, the number of people seeking refuge in Europe is expected to continue to grow in 2023. Children on the move, particularly the 14,054 children who are unaccompanied and separated, are highly vulnerable and require urgent care and protection.

## Children on the move in Mexico and Central America

The increased flow of children on the move in Central America and Mexico has become multidirectional, and more families and children are travelling irregular routes due to tightened border controls. This increases children's risk of abuse, exploitation and family separation and threatens their growth, development and well-being. Around **3.3 million children** in Mexico and Central America need humanitarian assistance due to violence, the socioeconomic crisis, climate shocks, food insecurity and widened inequity. Recovery from the pandemic has been unequal, and extreme poverty is expected to worsen in 2023. The war in Ukraine has resulted in food price hikes and increasing barriers to obtaining essential goods and services.



## Sahel crisis

The central Sahel has been one of the most vulnerable regions in Africa. The confluence of conflict, climate change, increasing political instability, lack of sustainable development opportunities and poverty has led to fast-growing needs in the region. Humanitarian needs rose sharply from 6.7 million in need in April 2021 to 14.7 million people in need in October 2022, including nearly 10 million children. **More than 2.4 million people are displaced, more than half of them women and children.** Increasing insecurity has disrupted education services, with the number of schools forced to close rising from nearly 5,000 in December 2021 to almost 7,000 in September 2022. This has exposed children to further risks, including recruitment by armed groups, along with child marriage. **Nearly 1 million children are expected to suffer from severe wasting in the central Sahel in 2023, while some 5.8 million people remain water-insecure.** An estimated 8 million people in the coastal countries of Benin, Côte d'Ivoire, Ghana and Togo are at risk from the spillover of the central Sahel crisis. In Benin and Côte d'Ivoire, dozens of attacks have been recorded since October 2021.



## Pakistan

The humanitarian situation in Pakistan has worsened due to unprecedented rainfall and flooding that began in June 2022. By the end of August, the rainfall was equivalent to nearly 2.9 times the national thirty-year average, causing widespread flooding and landslides, impacting an already highly vulnerable population already feeling the effects of political volatility, economic deterioration, the residual impact of the COVID-19 pandemic and a protracted nutrition emergency that has resulted in high rates of wasting. Damage to public and communal water supply systems and sanitation facilities from the flooding has resulted in **6.3 million people in need of immediate WASH services** and increased the risk of water- and vector-borne diseases. **Nearly 1.6 million children are estimated to require treatment for severe wasting.** Access to health care has been reduced due to infrastructure damage in health facilities and loss of essential medicines and cold storage capacity. **More than 25,000 schools** have been damaged or destroyed. An estimated **20.6 million people, including 9.6 million children, need humanitarian assistance due to the floods.**



## Horn of Africa drought crisis

The Horn of Africa is experiencing the most severe drought in recent history, following four consecutive failed rainy seasons in parts of Ethiopia, Kenya and Somalia. The crisis is having devastating consequences for women and children. It has heightened the risk of gender-based violence and sexual exploitation and abuse and it has hindered children's access to education.

**In Ethiopia, at least 35.3 million people, including 17.7 million children, 9.4 million women and 6.4 million people with disabilities** are suffering due to the multiple, overlapping hazards of armed conflict, severe drought, flooding, intercommunal violence and cholera, measles and malaria outbreaks.

**In Kenya, 4.3 million people** in the Arid and Semi-Arid Lands are facing acute food insecurity, and the national drought management authority is projecting that this will continue to increase from December 2022 onwards, given the prospect of a fifth failed rainy season. **More than 220,000 children under 5 years of age** will require treatment for severe wasting.

**In Somalia**, an estimated 7.7 million people, including 5.1 million children and 4.4 million girls and women<sup>1</sup> will need humanitarian assistance in 2023 due to the devastating effects of the ongoing drought, conflict, displacement and the COVID-19 pandemic. According to the September 2022 Food Security and Nutrition Analysis Unit report, an estimated 6.7 million people are experiencing severe food insecurity. Women and children, who constitute over 80 per cent of the more than 1 million people displaced by drought, continue to bear the brunt of the crisis.





### Sudan

The Sudan continues to face some of the most complex humanitarian crises, with **15.6 million people in need of humanitarian assistance, including more than 8.5 million children**. A political impasse and civil unrest have persisted since the October 2021 military takeover, and the economy and basic social services continue to deteriorate. A staggering **3.7 million people remain internally displaced** due to conflicts and environmental hazards in the southern states of the country. At the same time, nearly 1 million people from neighbouring countries have sought refuge in the Sudan. Parts of the country, including Jebel Marra and the Nuba Mountains, are hard to reach due to conflicts. Other areas are routinely inaccessible due to insecurity and seasonal floods. Intercommunal violence, regional conflicts, acute malnutrition, natural disasters and major epidemic outbreaks continue to affect children's lives and well-being.



### Ukraine and Ukraine refugee outflow countries

The situation in Ukraine remains highly complex given the multilayered nature of the emergency and the areas of ongoing active hostilities. It is estimated that **17.6 million people inside Ukraine, including 3.2 million children and 1.6 million internally displaced people**, will require humanitarian support in 2023, including health assistance for more than **14 million people** (2.8 million children) and water, sanitation and hygiene (WASH) support for **11 million people**. An estimated **9.3 million people** will need food and livelihoods assistance. **As of November 2022, 7.7 million refugees from Ukraine were recorded across Europe, 90 per cent of them women and children**. They require urgent protection, including specialized assistance for unaccompanied and separated children and adolescents; psychosocial and gender-based violence support; prevention of trafficking, sexual exploitation and abuse; and access to critical health, education, WASH and social protection services.

### East Asia and the Pacific region

East Asia and the Pacific remains the region most prone to natural hazards worldwide, with an average of **122 million people affected annually**. The region is also significantly impacted by the negative impacts of climate change, with more intense cyclones, floods and droughts occurring more frequently. The La Niña weather phenomenon – which has already caused prolonged drought in the equatorial Pacific, affecting more than 100,000 people in the Pacific Island States of Kiribati and Tuvalu – was in its third consecutive year in 2022. This has further increased the risk of extreme weather events across the region. Additionally, protracted crises and migration due to unresolved conflict and ethnic strife in several countries continue to affect the lives of children and their families.



### Protracted conflicts in the Middle East

Armed conflict, protracted crises and natural hazards, compounded by climate change and the COVID-19 pandemic, are threatening the lives and well-being of **35.1 million children in the Middle East, including 5.5 million who are refugees and more than 7.2 million who are internally displaced**.

With more than **4.3 million internally displaced people since 2015, Yemen** remains one of the largest internal displacement crises globally. Food insecurity and malnutrition continue to be the main drivers of need, with pockets of the country experiencing extreme hunger. **More than 19 million people in Yemen are expected to experience high levels of acute food insecurity** between June and December 2022.

After 12 years of conflict, the Syrian refugee crisis remains the largest displacement crisis in the world, with nearly 5.6 million registered refugees from the Syrian Arab Republic – including more than 2.6 million children – residing in Egypt, Iraq, Jordan, Lebanon and Türkiye. Meanwhile, the myriad effects of climate change – particularly a deepening water crisis and the rise in such communicable diseases as cholera – are impacting families' health and livelihoods, compounding their vulnerability. **More than 21 million refugees and host community members, including almost 8.6 million children, need urgent assistance**.

**In Türkiye**, more than **3.6 million Syrians, including 400,000 school-aged refugee children, lack access to quality education**, a problem further impacted by the COVID-19 pandemic and by an inflation rate of 80 per cent, the highest in 24 years.

**In Lebanon**, economic collapse has led to runaway inflation. The survival minimal expenditure basket is unaffordable for nearly the entire Syrian refugee population. **In Egypt and Jordan**, deteriorating economic conditions have impacted all sectors and rising food prices are straining refugee households. **In Iraq**, the water crisis and drought-like conditions, particularly in refugee-hosting areas, are increasing risks of public health emergencies and disease outbreaks.

### Ebola outbreak in Uganda

The combined effects of such humanitarian crises as refugee influxes, disease outbreaks and climate-related disasters led to the deterioration of the humanitarian situation in Uganda in 2022. Due to drought, **more than 500,000 people in the Karamoja subregion were food-insecure**. Nearly **92,000 malnourished children** required treatment. An Ebola outbreak was declared on 20 September 2022, and its impact on the provision of basic health services will only worsen the humanitarian situation. An estimated **13.8 million children, women and vulnerable people will be in need of assistance in Uganda in 2023**.



### Northern Ethiopia crisis

The resumption of hostilities in August 2022, which came to a halt amid the signing of a ceasefire on 2 November, has left **nearly 9.4 million people, including 4.7 million children, needing humanitarian assistance in the Tigray, Afar and Amhara regions**. More than 2.4 million people have been internally displaced. More than 5,000 schools have been damaged, affecting learning for at least 2 million students. Furthermore, more than 1.8 million people continue to be water-insecure in northern Ethiopia.



### Afghanistan and the Afghanistan outflow crisis

Afghanistan is home to one of the world's worst humanitarian crises. Sixty-five per cent of the population, or **28.3 million people (including 15.3 million children), are projected to need humanitarian assistance in 2023**. The drivers of need have shifted from conflict to economic shock, drought and gender-based discrimination. Food insecurity and malnutrition remain significant concerns, with nearly **20 million people projected to be in emergency levels of food insecurity (IPC Phase 3 and Phase 4) between November 2022 and March 2023**. More than **21 million people are expected to require WASH services** with a third consecutive La Niña weather pattern likely. The situation for women and girls has deteriorated. Restrictions have created barriers to accessing services, curtailed basic freedoms and deprived many women of income-earning opportunities. The current ban on girls' secondary education affects more than 1 million girls and is leading to significant learning and protection risks, impacting generations to come. Since August 2021, **more than 1.2 million Afghans** have crossed into Iran, Pakistan, Tajikistan and Uzbekistan in search of protection and asylum.



### Myanmar

Myanmar has faced a nationwide political, security, human rights and humanitarian crisis since the February 2021 military takeover. Conflict and violence have escalated across the country, impacting children and their families and **displacing more than 1.4 million people**. Grave child rights violations have increased, including the number of children killed or maimed and the number of attacks on hospitals and schools. The ongoing conflict has undermined the delivery of child health services, including routine immunization. Six million children have restricted or no access to education. And access to water, sanitation and hygiene remains disrupted, with more than 1.2 million children lacking access to safe water. Overall, an estimated **17.6 million people, including 5.6 million children, need humanitarian assistance**.







# Results Achieved in 2022

Results achieved in 2022 against humanitarian targets. Provisional figures as of June 2022. Further 2022 reporting, including country-specific indicators, is available in the respective country appeals at [www.unicef.org/appeals](http://www.unicef.org/appeals).



## HEALTH

**23.8 million**

CHILDREN VACCINATED  
AGAINST MEASLES

37%

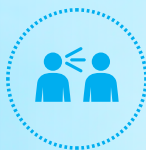


## CHILD PROTECTION

**13 million**

CHILDREN, ADOLESCENTS AND CAREGIVERS  
ACCESSING COMMUNITY-BASED MENTAL  
HEALTH AND PSYCHOSOCIAL SUPPORT

42%



## PREVENTION OF SEXUAL EXPLOITATION AND ABUSE

**5.5 million**

PEOPLE WITH SAFE AND ACCESSIBLE  
CHANNELS TO REPORT SEXUAL  
EXPLOITATION AND ABUSE BY  
PERSONNEL WHO PROVIDE ASSISTANCE  
TO AFFECTED POPULATIONS

12%



## NUTRITION

**2.6 million**

CHILDREN AGED 6-59 MONTHS  
WITH SEVERE WASTING ADMITTED  
FOR TREATMENT

35%



## WATER, SANITATION AND HYGIENE

**25.9 million**

PEOPLE ACCESSING A SUFFICIENT  
QUANTITY OF SAFE WATER FOR DRINKING  
AND DOMESTIC NEEDS

46%



## GENDER-BASED VIOLENCE

**4.2 million**

WOMEN, GIRLS AND BOYS ACCESSING  
GENDER-BASED VIOLENCE RISK  
MITIGATION, PREVENTION AND/OR  
RESPONSE INTERVENTIONS

20%



## EDUCATION

**28 million**

CHILDREN ACCESSING FORMAL  
OR NON-FORMAL EDUCATION,  
INCLUDING EARLY LEARNING

45%



## SOCIAL AND BEHAVIOUR CHANGE

**557 million**

PEOPLE REACHED THROUGH  
MESSAGING ON PREVENTION AND  
ACCESS TO SERVICES

102%



## SOCIAL PROTECTION

**24.9 million**

HOUSEHOLDS REACHED WITH CASH  
TRANSFERS THROUGH SUPPORTED  
GOVERNMENT SYSTEMS

104%





# Humanitarian Funding in 2022<sup>7</sup>

Millions of the world's most vulnerable children have experienced 2022 as a year of crisis. Globally, more children than ever before have been exposed to historic flooding and drought; the impacts of proliferating conflicts; the lingering impacts of the COVID-19 pandemic; and political instability that is slowing down the economic recovery from the pandemic.

The 2022 Humanitarian Action for Children (HAC) appeal was launched in December 2021 with a total financial requirement of US\$9.4 billion. The appeal was designed to assist 177.7 million children in need in 145 countries and territories. By the end of October 2022, the total humanitarian requirements had risen to US\$11.12 billion. The US\$1.72 billion increase in appeal requirements between December 2021 and October 2022 was due primarily to climate change-driven emergencies (flooding and drought) affecting children on multiple continents and heightening their exposure to food insecurity, proliferating conflicts and the economic downturn.

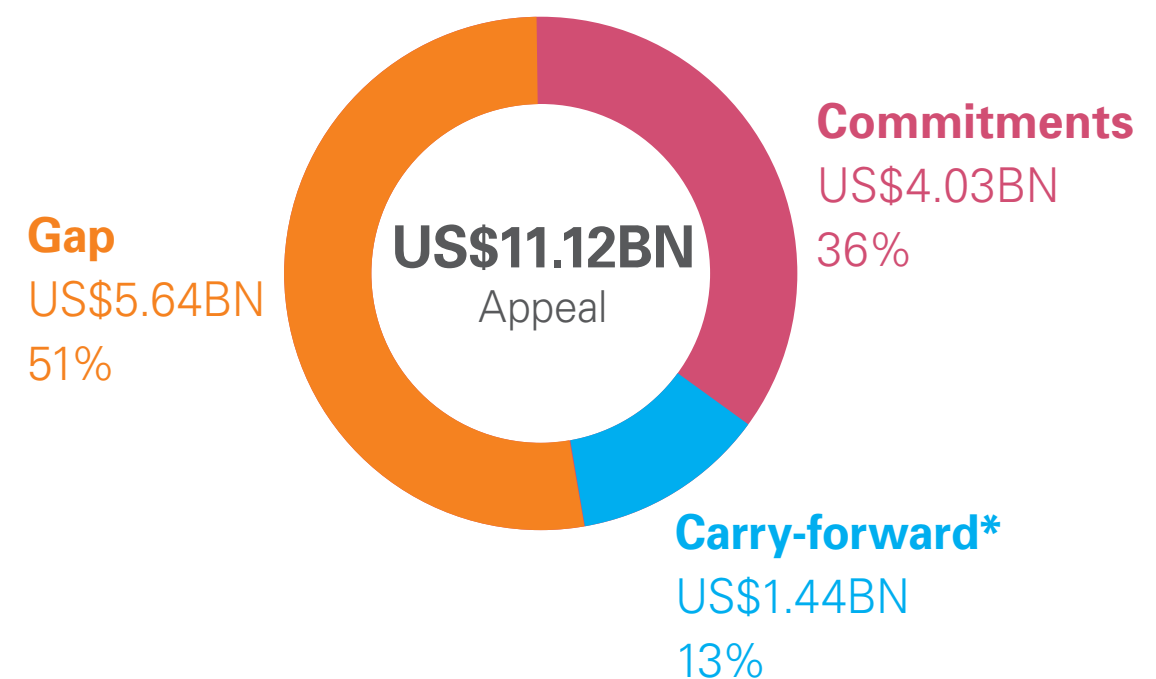
The HAC appeals with significant increases<sup>8</sup> in funding requirements between January 2022 and October 2022 are the Access to COVID-19 Tools Accelerator (ACT-A) appeal and the appeals for Bangladesh, Chad, Ethiopia, Lebanon and Somalia and for Syrian Refugees and Ukraine and Refugee Outflow. New HAC appeals were introduced in 2022 for Djibouti and Sri Lanka.





In 2022, the absolute value of funding received for the appeals increased compared with 2021. However, more than half<sup>9</sup> of the mobilized resources are for three high-profile emergencies: the Ukraine crisis<sup>10</sup> (26 per cent of all resources received), the ACT-A appeal (15 per cent) and Afghanistan (15 per cent). As of 31 October 2022, new commitments from donors for all appeals had reached US\$4 billion, representing an 81 per cent increase in absolute terms compared with funding committed by donors in the same period in 2021 (US\$2.2 billion as of October 2021). Including US\$1.4 billion carried over from the previous year,<sup>11</sup> the 2022 HAC appeal is 49 per cent funded.

## Humanitarian Action for Children 2022 appeal funding status



\*Provisional

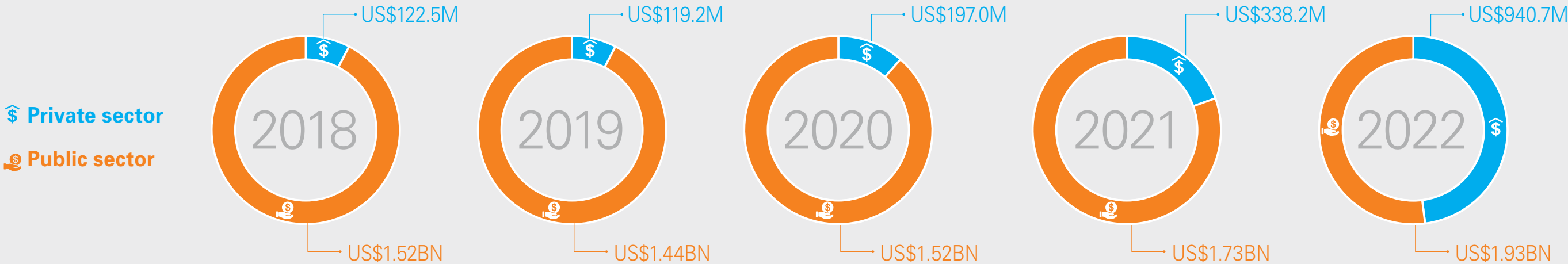


Public sector funding as of the end of October 2022 increased by 12 per cent compared with the same period in 2021. While public sector funding continues to make up a majority of the funding received, in 2022 its share reduced due to an unprecedented increase in private sector fundraising. The share of private sector support nearly doubled in 2022 due to the extraordinary support provided to the Ukraine crisis response (both the response inside Ukraine and the Refugee Regional Response). In absolute terms, funding from the private sector tripled by the end of October compared with the same period in 2021. The most significant increase in funding in 2022 came from UNICEF National Committees based in the United States, Germany, Switzerland, Japan, the United Kingdom of Great Britain and Northern Ireland, Sweden, the Netherlands and Finland.<sup>12</sup>

The top 10 resource partners provided 70 per cent of funding received in 2022. Three private sector partners are in the top 10 in 2022 compared with two in 2021. The United States Fund for UNICEF, the German Committee for UNICEF and the United Kingdom Committee for UNICEF together made up 24 per cent of funding UNICEF received from the top 10 resource partners in 2022. Another top partner includes the Central Emergency Response Fund (CERF). UNICEF is the top recipient of CERF funds in 2022, receiving US\$172.7 million for 69 projects in 38 countries.<sup>13</sup>

In 2022, there was a decrease<sup>14</sup> in humanitarian funding received from the international financial institutions, with only US\$2.6 million received compared with US\$12 million in 2021 from the Asian Development Bank, the Islamic Development Bank and the World Bank.<sup>15</sup>











## Humanitarian funding from public and private resource partners, 2018 through 2022







## Resource partners for humanitarian funding in 2022

Donor	Amount (in millions)
 <b>United States</b>	US\$737.5
 <b>United States Fund for UNICEF</b>	US\$292.6
 <b>Central Emergency Response Fund</b>	US\$172.7
 <b>European Commission</b>	US\$156.7
 <b>Germany</b>	US\$138.1
 <b>Japan</b>	US\$135.6
 <b>United Kingdom of Great Britain and Northern Ireland</b>	US\$132.7
 <b>German Committee for UNICEF</b>	US\$116.7
 <b>United Kingdom Committee for UNICEF</b>	US\$69.5
 <b>GAVI, the Vaccine Alliance</b>	US\$63.7

UNICEF also recognizes the resource partners that substantially increased their contributions in 2022. These include<sup>16</sup> the Government of the United States, the United States Fund for UNICEF, the German Committee for UNICEF, the Government of Germany, the Committee for UNICEF Switzerland and Liechtenstein and the Swedish Committee for UNICEF. The increased funds supported the following appeals: Afghanistan, Ukraine and Refugee Outflow, Yemen, ACT-A, the Horn of Africa and Syrian Refugees.

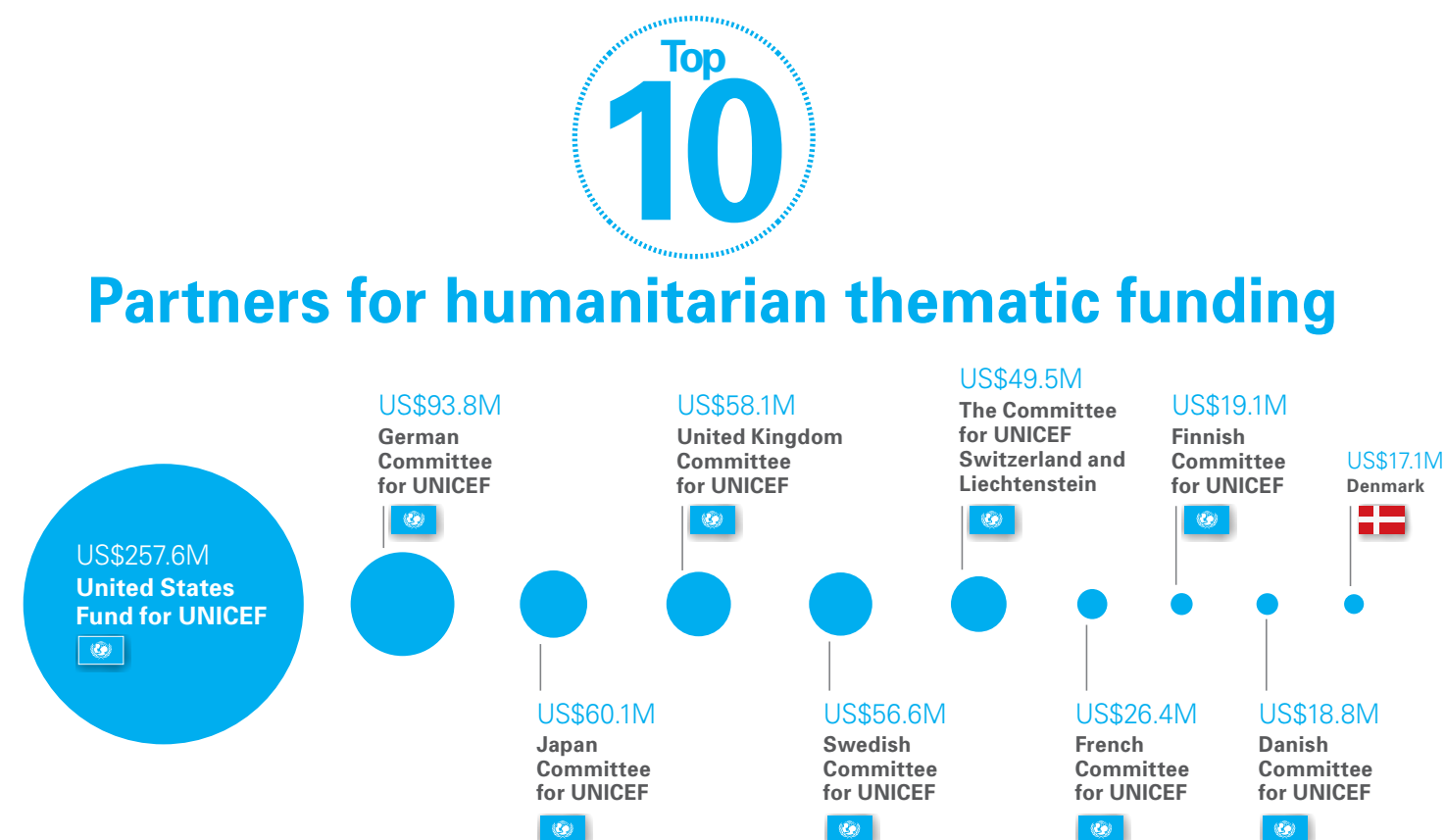
Although the increase in funds received continued to trend upward (with 39 per cent more received by 31 October 2022 compared with the same period in 2021, following increases in the two previous years), this was still not sufficient to cover the humanitarian needs. While appeals for such key emergencies as those in Afghanistan, Venezuela and Yemen, and the Syrian Refugees appeal, were among those receiving the highest funding, funds committed by donors did not exceed 30 per cent of requirements for any of these appeals.<sup>17</sup> Additionally, many underfunded humanitarian responses continue to struggle to secure resources to meet children's needs. For example, protracted emergency responses such as the one in Bangladesh received (from new commitments from donors) only 17 per cent of funds required for 2022; Burkina Faso received 16 per cent; and Myanmar 13 per cent. This has left many children without critical life-saving support.



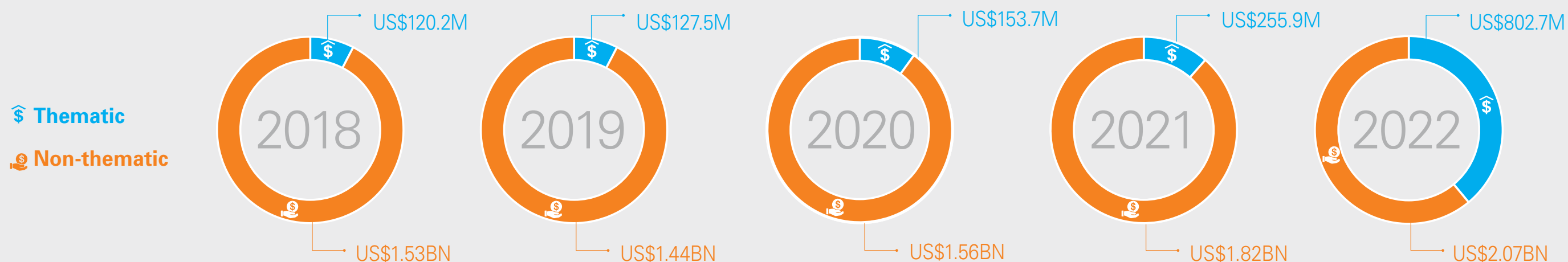
# Thematic funding in emergencies

UNICEF thematic contributions are pooled, flexible multi-year funds that support the UNICEF Strategic Plan, 2022-2025, including humanitarian action. Humanitarian thematic funds support effective preparedness and a timely response to humanitarian and protection needs, particularly of the most vulnerable populations.<sup>18</sup>

Since 2019, UNICEF has witnessed a remarkable growth in humanitarian thematic funds received. By the end of October 2022, total humanitarian thematic funds received for the 2022 appeals had reached US\$802.7 million, or 28 per cent of overall humanitarian contributions received, which is more than triple the amount received during the same period in 2021 (and close to double the total humanitarian thematic contributions received by end 2021<sup>19</sup>). Private sector donors continued to lead when it comes to humanitarian thematic funding.



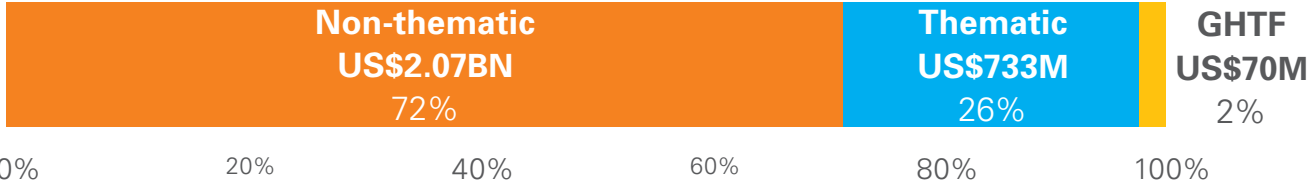
## Thematic and non-thematic humanitarian contributions received, 2018 through 2022



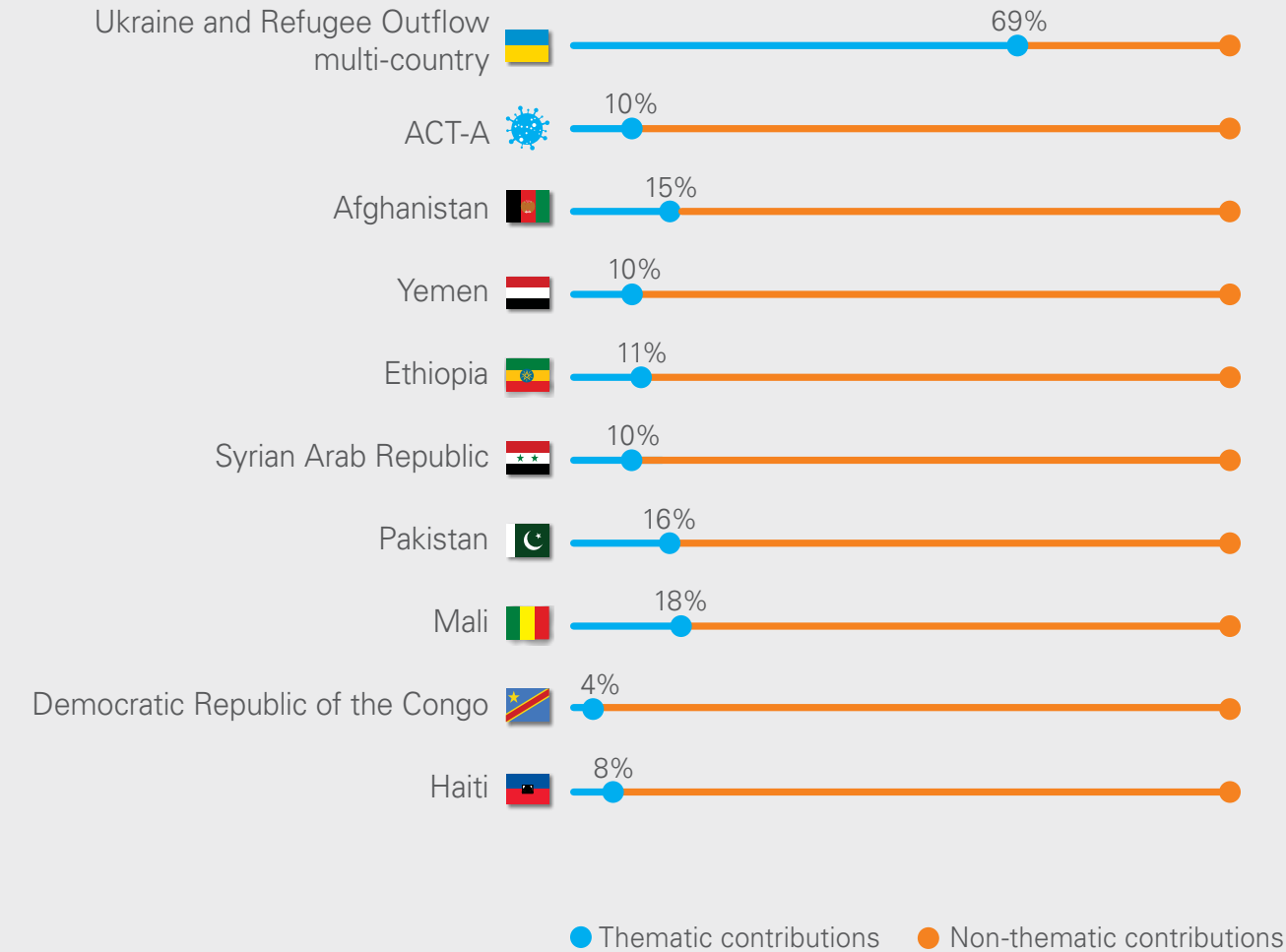


By end of October 2022, the majority of non-GHTF humanitarian thematic funding received went to specific country or crisis appeals (including ACT-A). Through humanitarian thematic funding, partners provided a level of flexibility for 39 appeals in 2022, around two thirds of all appeals. However, this level of flexibility was provided mostly to high-profile emergencies, while a number of sudden on-set, protracted and forgotten emergencies had to heavily rely on GHTF allocations. As such, GHTF continues to serve as a key funding mechanism to respond equitably based on needs in underfunded sectors and in multi-country and subregional crises.

Humanitarian contributions received in 2022



Recipients of humanitarian thematic funding\*  
Proportion of flexible thematic funding out of all funding received



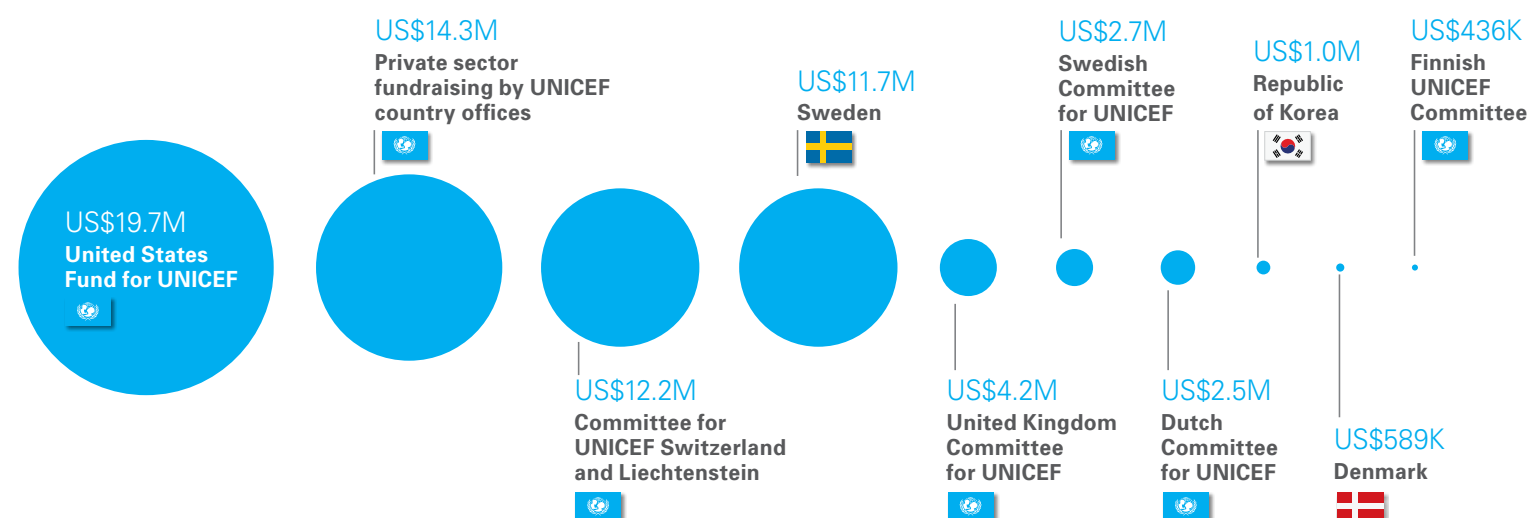
\*Excluding GHTF allocations



Global Humanitarian Thematic Funding (GHTF) – UNICEF’s most flexible resources after Core Resources for Results (RR) – rose to US\$70 million, a nearly twofold increase from 2021.<sup>20</sup> GHTF made up 9 per cent of all thematic funds received in 2022. Private sector donors responded to UNICEF’s call for immediate life-saving assistance to the children who are most in need in 2022 by providing US\$56.8 million in GHTF funding. This is more than four times the amount received from private sector donors during the same period in 2021 (US\$13 million). The United States Fund for UNICEF, the Committee for UNICEF Switzerland and Liechtenstein, the Government of Sweden, private sector fundraising by UNICEF country offices, the United Kingdom Committee for UNICEF, the Dutch Committee for UNICEF, the French Committee for UNICEF, along with the Portuguese Committee for UNICEF, Irish Committee for UNICEF and and UNICEF Hungarian Foundation, increased their support to GHTF in 2022.

Top  
10

## Partners, Global Humanitarian Thematic Funding



# Bangladesh



A timely GHTF allocation allowed the **Bangladesh** country office to support flood-affected families in Sylhet who were cut off from clean drinking water by providing jerry cans and water purification tablets. Altogether, UNICEF assisted 645,000 people, including 255,420 children and 15,480 people with disabilities.

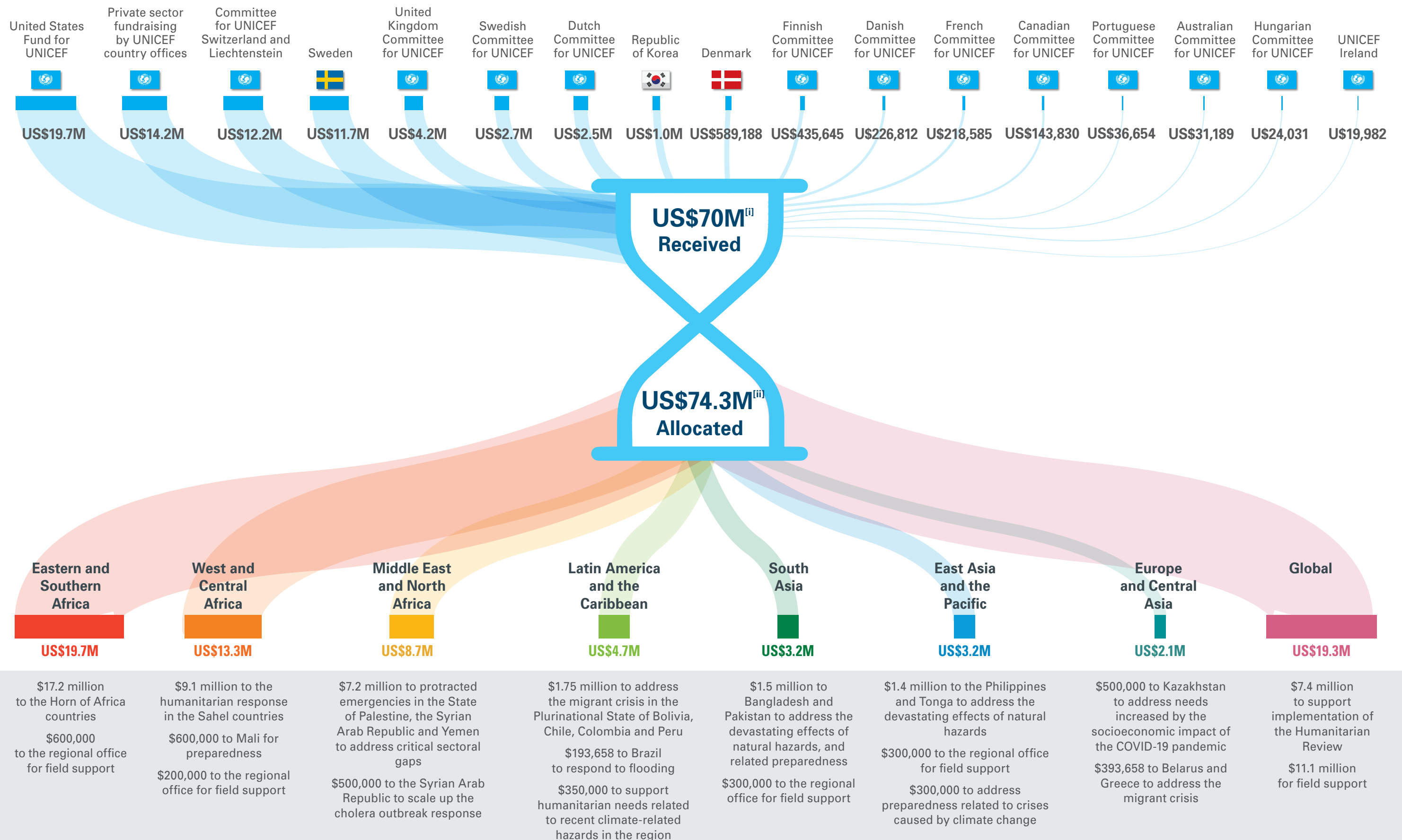
The **Burkina Faso** country office focused used a GHTF allocation to strengthen the capacity of 35 community health workers on the new rapid response, placing a special emphasis on community resilience. As a result, UNICEF was able to provide ready-to-use therapeutic food and other nutritional supplements to 475 children suffering from severe wasting in the village of Ngolo.



# Burkina Faso



# Global Humanitarian Thematic Funding in action: Contributions received and allocations made in 2022



[i] Contributions received as of 31 October 2022. [ii] Amounts allocated represent programmable amounts, which exclude the UNICEF recovery rate.



Quality funding is pivotal to responding to crises. UNICEF experienced an increase in flexible thematic funding in 2022; however, multi-year contributions decreased. In terms of crucial multi-year funding,<sup>21</sup> multi-year contributions to humanitarian responses from public sector donors decreased from US\$280.6 million in 2021 to US\$150.8 million in 2022. The main reason for the decrease in 2022 is linked to the high levels of multi-year funding that were received in 2021 for the COVID-19 pandemic response from GAVI, the Vaccine Alliance and from the Governments of Canada, Germany, Japan and the Netherlands.



Partners for multi-year humanitarian funding

Resource partner	Amount (in US\$ millions)
 United Kingdom	US\$27.1
 Japan	US\$21.9
 European Commission	US\$21.8
 Denmark	US\$19.6
 United States	US\$17.4

With humanitarian crises continuing to grow in complexity, diversity and scale in 2022, the use of regular resources for humanitarian activities reached US\$146 million by the end of October 2022. Additionally, allocations via the Emergency Preparedness Fund (EPF) loan mechanism, which is funded through regular resources and supports acute emergencies by fast-tracking resources to affected countries within 48 hours of a crisis, provided US\$66.4 million to 31 countries and regions in 2022.

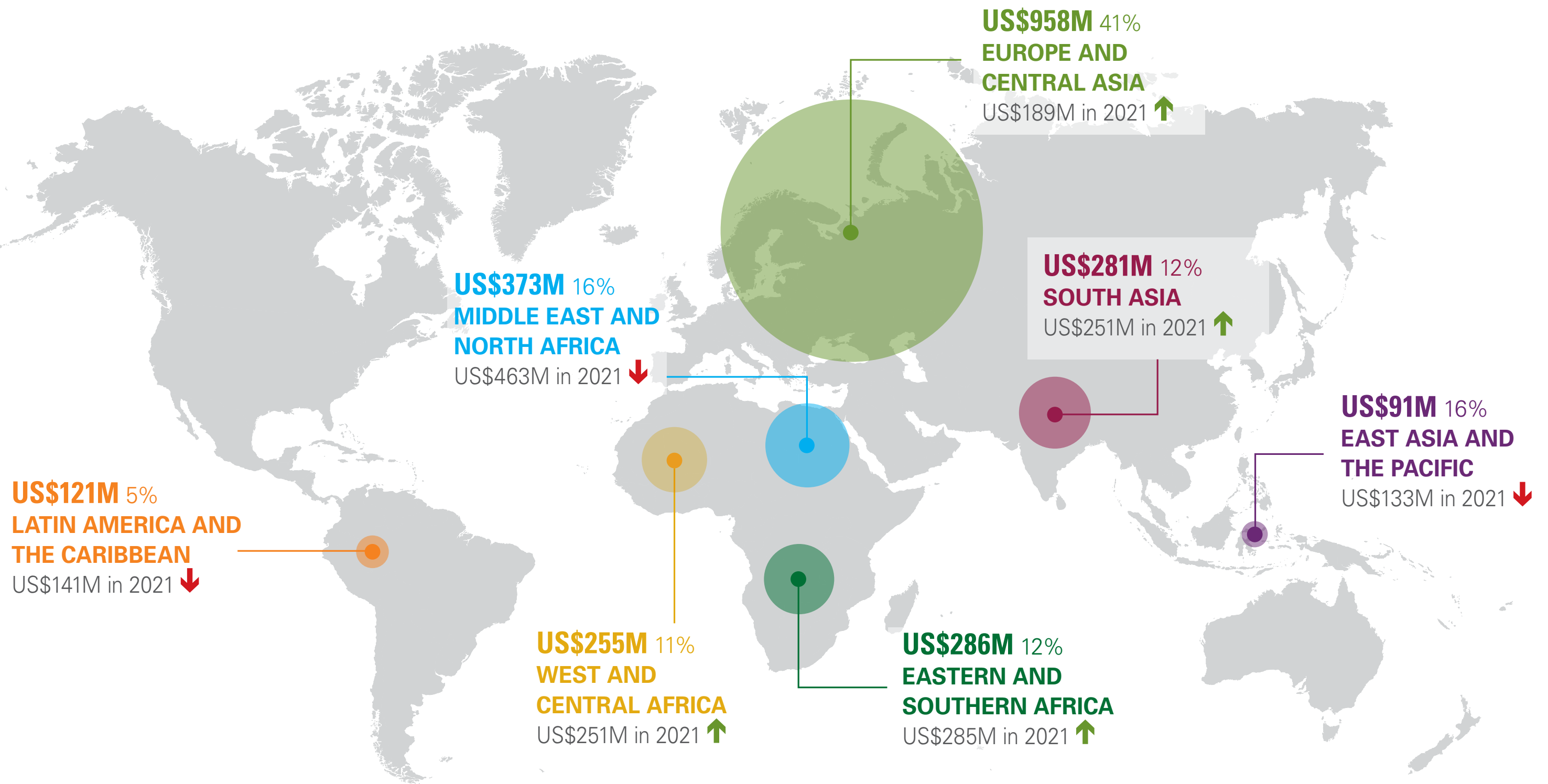
As of the end of October 2022, UNICEF had provided funds to 3,439 implementing partners. Of the funds spent on humanitarian response, 28 per cent went to local and national actors<sup>22</sup> working in partnership with UNICEF, fulfilling Grand Bargain commitments on localization.

Despite the record level of funding received in 2022 for humanitarian action, the high and ever-expanding requirements meant that most humanitarian responses were still severely underfunded. Funding was concentrated on a small number of emergencies, with a particular focus on the Ukraine crisis response. It is in this environment that the increase in quality funding – multi-year and flexible funding – is critical in addressing emergencies, including those driven by climate change. As a signatory of the Grand Bargain, UNICEF will pursue its efforts to obtain and distribute quality funding for an efficient, swift and agile humanitarian response. Accessing timely, flexible and longer-term funding will enable UNICEF to prepare for and respond to the needs of the most vulnerable children and their families.



# Contributions received per region














Percentage refers to contributions received by each region from the total humanitarian contributions received in 2022





















# Humanitarian Action for Children:


## Funding commitments and shortfalls in 2022<sup>23</sup> (US\$ millions)

Emergency appeal	Appeal target	New funding committed	Provisional carry-forward at year end 2021	Funding available	Gap	% Gap
 <b>Afghanistan</b>	2,048 <div><div></div></div>	591.2 <div><div></div></div>	204.4 <div><div></div></div>	795.6 <div><div></div></div>	1,252 <div><div></div></div>	61%
 <b>Angola</b>	26.6 <div><div></div></div>	6.6 <div><div></div></div>	0.7 <div><div></div></div>	7.3 <div><div></div></div>	19.3 <div><div></div></div>	73%
 <b>Bangladesh</b>	233.6 <div><div></div></div>	39.0 <div><div></div></div>	1.0 <div><div></div></div>	40.0 <div><div></div></div>	193.6 <div><div></div></div>	83%
 <b>Burkina Faso</b>	180.9 <div><div></div></div>	28.3 <div><div></div></div>	6.3 <div><div></div></div>	34.6 <div><div></div></div>	146.3 <div><div></div></div>	81%
 <b>Burundi</b>	22.0 <div><div></div></div>	4.6 <div><div></div></div>	5.5 <div><div></div></div>	10.1 <div><div></div></div>	11.9 <div><div></div></div>	54%
 <b>Cameroon</b>	76.0 <div><div></div></div>	4.0 <div><div></div></div>	4.2 <div><div></div></div>	8.1 <div><div></div></div>	67.9 <div><div></div></div>	89%
 <b>Central African Republic</b>	73.0 <div><div></div></div>	27.4 <div><div></div></div>	9.9 <div><div></div></div>	37.3 <div><div></div></div>	35.7 <div><div></div></div>	49%
 <b>Chad</b>	83.9 <div><div></div></div>	49.4 <div><div></div></div>	5.7 <div><div></div></div>	55.1 <div><div></div></div>	28.8 <div><div></div></div>	34%
 <b>Congo</b>	12.1 <div><div></div></div>	1.2 <div><div></div></div>	3.0 <div><div></div></div>	4.1 <div><div></div></div>	8.0 <div><div></div></div>	66%
 <b>Djibouti</b>	2.5 <div><div></div></div>	0.6 <div><div></div></div>	2.3 <div><div></div></div>	2.9 <div><div></div></div>		0%
 <b>Democratic Republic of the Congo</b>	356.4 <div><div></div></div>	46.6 <div><div></div></div>	40.3 <div><div></div></div>	86.9 <div><div></div></div>	269.5 <div><div></div></div>	76%
 <b>Eritrea</b>	13.7 <div><div></div></div>	3.9 <div><div></div></div>	2.0 <div><div></div></div>	5.9 <div><div></div></div>	7.8 <div><div></div></div>	57%
 <b>Ethiopia</b>	532.4 <div><div></div></div>	174.0 <div><div></div></div>	46.4 <div><div></div></div>	220.3 <div><div></div></div>	312.0 <div><div></div></div>	59%


Emergency appeal	Appeal target	New funding committed	Provisional carry-forward at year end 2021	Funding available	Gap	% Gap
 <b>Guinea</b>	27.3 <div><div></div></div>	1.6 <div><div></div></div>	2.4 <div><div></div></div>	4.0 <div><div></div></div>	23.3 <div><div></div></div>	85%
 <b>Haiti</b>	97.0 <div><div></div></div>	21.3 <div><div></div></div>	16.4 <div><div></div></div>	37.6 <div><div></div></div>	59.3 <div><div></div></div>	61%
 <b>India</b>	76.6 <div><div></div></div>	3.6 <div><div></div></div>	13.5 <div><div></div></div>	17.1 <div><div></div></div>	59.5 <div><div></div></div>	78%
 <b>Iraq</b>	52.2 <div><div></div></div>	9.9 <div><div></div></div>	6.5 <div><div></div></div>	16.4 <div><div></div></div>	35.8 <div><div></div></div>	69%
 <b>Kenya</b>	30.9 <div><div></div></div>	40.0 <div><div></div></div>	4.7 <div><div></div></div>	44.7 <div><div></div></div>		0%
 <b>Lebanon</b>	92.6 <div><div></div></div>	7.7 <div><div></div></div>	2.8 <div><div></div></div>	10.5 <div><div></div></div>	82.0 <div><div></div></div>	89%
 <b>Libya</b>	55.4 <div><div></div></div>	1.3 <div><div></div></div>	3.6 <div><div></div></div>	4.9 <div><div></div></div>	50.5 <div><div></div></div>	91%
 <b>Madagascar</b>	40.0 <div><div></div></div>	15.7 <div><div></div></div>	4.7 <div><div></div></div>	20.3 <div><div></div></div>	19.7 <div><div></div></div>	49%
 <b>Mali</b>	127.7 <div><div></div></div>	35.2 <div><div></div></div>	29.6 <div><div></div></div>	64.8 <div><div></div></div>	63.0 <div><div></div></div>	49%
 <b>Mauritania</b>	18.9 <div><div></div></div>	3.0 <div><div></div></div>	9.8 <div><div></div></div>	12.8 <div><div></div></div>	6.1 <div><div></div></div>	32%
 <b>Mozambique</b>	98.8 <div><div></div></div>	13.8 <div><div></div></div>	13.8 <div><div></div></div>	27.6 <div><div></div></div>	71.2 <div><div></div></div>	72%
 <b>Myanmar</b>	151.4 <div><div></div></div>	19.7 <div><div></div></div>	10.8 <div><div></div></div>	30.4 <div><div></div></div>	120.9 <div><div></div></div>	80%
 <b>Nepal</b>	27.3 <div><div></div></div>	1.1 <div><div></div></div>	4.0 <div><div></div></div>	5.0 <div><div></div></div>	22.3 <div><div></div></div>	82%



Emergency appeal	Appeal target	New funding committed	Provisional carry-forward at year end 2021	Funding available	Gap	% Gap
 <b>Niger</b>	82.4	33.9	22.0	55.9	26.5	32%
 <b>Nigeria</b>	234.4	79.4	43.5	123.0	111.4	48%
 <b>Pakistan</b>	69.5	12.8	2.7	15.5	53.9	78%
 <b>Philippines</b>	39.8	8.4	1.1	9.5	30.3	76%
 <b>Somalia</b>	222.3	141.3	31.7	173.0	49.3	22%
 <b>South Sudan</b>	183.6	88.3	13.7	102.0	81.6	44%
 <b>Sri Lanka</b>	25.3	20.1	0.4	20.5	4.8	19%
 <b>State of Palestine</b>	39.0	5.4	4.9	10.4	28.6	73%
 <b>Sudan</b>	270.0	75.6	26.9	102.5	167.6	62%
 <b>Syrian Arab Republic</b>	334.4	70.8	41.7	112.5	221.9	66%
 <b>Uganda</b>	25.0	15.6	1.7	17.3	7.7	31%
 <b>Bolivarian Republic of Venezuela</b>	317.2	104.7	41.9	146.6	170.7	54%
 <b>Yemen</b>	484.4	109.3	65.0	174.3	310.1	64%
 <b>Zimbabwe</b>	34.23	1.7	25.4	27.0	7.2	21%
<b>Afghanistan Outflow</b> Multi-country	81.2	13.4	15.3	28.6	52.5	65%

Emergency appeal	Appeal target	New funding committed	Provisional carry-forward at year end 2021	Funding available	Gap	% Gap
<b>Children on the move, including Venezuelans and communities affected by COVID-19</b> Multi-country	185.7	33.4	10.9	44.3	141.4	76%
<b>COVID-19, children on the move and other crises in Mexico and Central America</b> Multi-country	127.7	43.7	1.2	44.8	82.9	65%
<b>Refugees and Migrants in Europe</b> Multi-country	42.0	2.6	2.5	5.2	36.9	88%
<b>Syrian Refugees</b> Multi-country	1,002	216.3	115.4	331.7	670.0	67%
<b>Ukraine and Refugee Outflow</b> Multi-country	949.0	1,056.1	1.7	1,058	0	0%
<b>East Asia and the Pacific</b> Regional	118.8	30.8	44.0	74.8	44.0	37%
<b>Eastern and Southern Africa</b> Regional	68.1	14.8	3.6	18.4	49.7	73%
<b>Europe and Central Asia</b> Regional	64.6	4.3	7.5	11.8	52.8	82%
<b>Latin America and the Caribbean</b> Regional	29.1	6.7	14.5	21.2	7.9	27%
<b>Middle East and North Africa</b> Regional	55.8	5.0	14.2	19.2	36.7	66%
<b>South Asia</b> Regional	16.1	2.5	1.7	4.3	11.8	74%
<b>West and Central Africa</b> Regional	116.9	11.9	21.4	33.3	83.6	72%
<b>Access to COVID-19 Tools Accelerator (ACT-A)</b> Global	1,272	596.7	361.0	957.7	313.9	25%
 <b>Global support for UNICEF humanitarian action</b> Global	69.6	77.3	51.1	128.4	0	0%





“Growing humanitarian needs and constant underfunding are overstressing communities’ resilience and increasing the risks children and families are exposed to. It is vital that, together with our partners, we make every effort to meet the rising needs not only to respond to sudden onset emergencies but also protracted and underfunded responses. I thank our partners for their invaluable support helping children survive and thrive.”

**June Kunugi**

Director

Public Partnerships Division

UNICEF





# Strategic Approaches and Priorities

In 2023, UNICEF and its partners will continue to provide a principled, timely, predictable and efficient humanitarian response in line with international norms and standards. UNICEF is also working on strengthening the resilience of communities and health infrastructure to withstand climate hazards, with the aim of better linking our humanitarian response to longer-term community resilience and climate adaptation.

## 1 Gender equality and inclusive programming

In 2023, UNICEF will continue to prioritize gender equity in humanitarian action – from preparedness to response and recovery. The revised UNICEF Core Commitments for Children in Humanitarian Action<sup>24</sup> outline three overarching gender-equity commitments: ending gender-based violence; engaging with and for women and girls; and making programming gender-responsive. These commitments accelerate and catalyse UNICEF programming, coordination and advocacy. They also complement the integration of gender into all Core Commitments. These commitments make gender analysis a mandatory part of humanitarian action and commit UNICEF to more equity-focused data collection and disaggregation; they call for more meaningful partnerships with civil society organizations advancing the rights of women and girls.

Children with disabilities are disproportionately impacted by emergencies and face multiple barriers to accessing humanitarian assistance. UNICEF remains committed to promoting the rights of children with disabilities and the participation of people of various age groups – notably children and adolescents – impacted by humanitarian emergencies. A key strategy for achieving this is their inclusion and participation in all areas of programming, from project design to delivery.



## 2 Climate in humanitarian action

The heavy and negative impacts of climate change are already affecting children, adolescents and youth on a very large scale, and this is will likely intensify. While much of the global focus is on mitigating climate change risk, investment in adaptation measures is required immediately to build resilience in a drastically – and rapidly – changing environment. UNICEF's interventions focus on: (1) scaling up climate change adaptation models in our global operations; (2) advocating and engaging in policy development; and (3) prioritizing climate-adaptive anticipatory action and preparedness efforts as key elements to ensure timely, effective and cost-efficient actions to save lives and build resilience.

In August 2021, UNICEF launched the Children's Climate Risk Index, the world's first child-focused climate index, which uses data to generate new global evidence on how many children are currently exposed to climate and environmental hazards, shocks and stresses. The Index helps UNICEF and partners to understand and measure the likelihood of climate and environmental shocks or stresses that can erode development progress, deepen deprivations and create or exacerbate humanitarian situations affecting children or vulnerable households and groups. The 27th session of the United Nations Conference of the Parties of the United Nations Framework Convention on Climate Change (COP27) held in November 2022 was a significant opportunity for UNICEF to influence change in this area. UNICEF brought the importance of investing in climate adaptation and building resilience among children, young people and their communities to the core of discussions and negotiations.

In 2023, UNICEF will continue to invest in climate action for children to ensure the services they need to survive, grow and thrive are resilient to climate and environmental shocks.

## 3 Global food and nutrition crises<sup>25</sup>

The number of children living in food and nutrition insecurity is rising. The combined effects of conflict – including the war in Ukraine – along with climate-induced drought, environmental degradation and the ongoing socioeconomic impacts of the pandemic are pushing already vulnerable children into unprecedented levels of food and nutrition vulnerability.

Globally there are currently 193 million people in 42 countries living in severely food-insecure contexts (defined as Integrated Food Security Phase Classification Levels 3-5, which call for urgent action). Children under age 5 account for at least 27 million of these individuals.<sup>26</sup> These children are particularly vulnerable to wasting – the most life-threatening form of undernutrition in early childhood, because it increases children's risk of death by up to 12 times.

UNICEF commits to leading an urgent, integrated, and multisectoral response to famine prevention. UNICEF's goal is to protect and promote diets, services and practices that prevent, detect and treat child wasting. UNICEF aims to ensure that no child dies from wasting. To do this, UNICEF will accelerate progress on two interrelated fronts simultaneously: (1) reduce the number of children suffering from the more severe forms of wasting; (2) increase the number of children with severe forms of wasting who access treatment. In September 2022, UNICEF launched the No Time to Waste acceleration plan, which aims to reach more than 26 million children and women between October 2022 and September 2023 with a package of essential maternal and child nutrition and social protection actions for the early prevention, detection and treatment of child wasting.



## 4 Cluster leadership

UNICEF holds a unique role as cluster lead/co-lead for the Nutrition, Water, Sanitation and Hygiene (WASH) and Education Clusters and the Child Protection Area of Responsibility. In 2023, UNICEF will continue to support the leadership and coordination of humanitarian response, along with national and local stakeholders and in compliance with humanitarian principles. UNICEF's work will reflect the recommendations of the [Humanitarian Review](#) and the [CLARE II evaluation](#) on the UNICEF role as cluster lead or co-lead agency of several clusters. Implementation will focus on strengthening, at all levels, UNICEF accountability for its cluster role; prioritizing adequate staffing and funding levels for cluster functions; supporting and maximizing collective impact; and ensuring UNICEF's experiences and tools as cluster lead agency support effective humanitarian action through the Inter-Agency Standing Committee.

The alignment of the WASH, Nutrition and Education Cluster strategies for 2022–2025 will synergize these clusters' vision and their work. The Inter-Agency Toolkit on Localization in Humanitarian Coordination, which was launched in April 2022, will facilitate the investment of humanitarian coordinators, co-leads and partners in local and national actors' participation and leadership in coordination structures, in diverse humanitarian settings.

Finally, UNICEF enhanced its capacity to lead these clusters, launching an ambitious inter-cluster e-learning initiative and [channel](#) (with the potential to train non-cluster staff as well). UNICEF also rolled out the Humanitarian Leadership Workshop, which has cluster-specific modules; and developed a cluster coordination talent management strategy.

## 5 Public health emergencies

The annual number of outbreaks reported to the World Health Organization (WHO) has increased more than threefold since 1980. In 2022 alone, for example, 29 countries have reported cholera cases – including 14 that did not have outbreaks in 2021. Humanitarian crises and climatic events increase the risk of cholera transmission, because of population displacement and the destruction of WASH and health infrastructure. Global systems are currently overwhelmed. This is leading to insufficient capacity to prepare for and respond to the multiple cholera outbreaks – thereby creating a risk of further spread.

Such public health emergencies require a whole-of-society response with communities at the centre. When a public health emergency occurs, a country's focus shifts exclusively to that public health emergency. UNICEF is committed to addressing public health emergencies not only through emergency coordination and leadership, responding to the health threat, but also by working to ensure the continuity of essential services.

Success in addressing public health emergencies is defined by the ability to prevent and respond to them before they can generate high mortality and societal disruption, and effective readiness and a no-regrets approach to early response are central to this.

This is why UNICEF is currently building a global strategic plan of action for public health emergencies preparedness and response that is complementary to the work of WHO and supports a reinvigorated global health architecture.





“Across the globe, children are facing catastrophic crises like never before. From blistering heat waves to a global hunger crisis, from record levels of displacement to deadly conflict, the needs of children and families have never been greater. These needs are only growing as climate change impacts the frequency, intensity and duration of emergencies. Climate change is intensifying inequities across the globe and driving new waves of conflict, displacement and disease.”

**Manuel Fontaine**

Director

Office of Emergency Programmes

UNICEF



# Planned Results in 2023



The following information summarizes the global requirements for UNICEF humanitarian programmes, the total number of people and children to be reached and planned results of Humanitarian Action for Children 2023.

## UNICEF PLANS TO ASSIST



**173 million**  
people

**89.7 million**  
women/girls

**16.3 million**  
people with disabilities



Including  
**110.3 million**  
children

**54.2 million**  
girls

**10.4 million**  
children with disabilities



**155**  
countries and territories



**US\$10.3 billion**  
Funding Requirement

## PERCENTAGE OF TOTAL REQUIREMENT FOR EACH THEMATIC PRIORITY



**19%**  
EDUCATION



**19%**  
WATER,  
SANITATION  
AND HYGIENE



**18%**  
NUTRITION



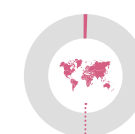
**14%**  
HEALTH



**11%**  
CHILD  
PROTECTION



**10%**  
SOCIAL  
PROTECTION



**1%**  
GLOBAL  
SUPPORT



**8%**  
OTHER





UNICEF and partners will work towards the following results in 2023



## HEALTH

**28 million**

CHILDREN IMMUNIZED  
AGAINST MEASLES



## NUTRITION

**8.2 million**

CHILDREN AGED 6–59 MONTHS  
TREATED FOR SEVERE WASTING



## EDUCATION

**25.7 million**

CHILDREN ACCESS FORMAL  
OR NON-FORMAL EDUCATION,  
INCLUDING EARLY LEARNING



## CHILD PROTECTION

**23.5 million**

CHILDREN, ADOLESCENTS AND CAREGIVERS  
ACCESS COMMUNITY-BASED MENTAL HEALTH  
AND PSYCHOSOCIAL SUPPORT



## SOCIAL PROTECTION

**1.8 million**

HOUSEHOLDS REACHED WITH  
UNICEF-FUNDED HUMANITARIAN  
CASH TRANSFERS



## WATER, SANITATION AND HYGIENE

**63.7 million**

PEOPLE ACCESS SAFE WATER FOR  
DRINKING AND DOMESTIC NEEDS



## SOCIAL AND BEHAVIOUR CHANGE

**210.4 million**

PEOPLE REACHED THROUGH  
BEHAVIOURAL MESSAGES ON  
DISEASE PREVENTION AND ACCESS  
TO HEALTH SERVICES



## GENDER-BASED VIOLENCE

**16.2 million**

WOMEN, GIRLS AND BOYS ACCESS  
GENDER-BASED VIOLENCE RISK  
MITIGATION, PREVENTION AND/OR  
RESPONSE INTERVENTIONS



## ACCOUNTABILITY TO AFFECTED POPULATIONS

**14.3 million**

PEOPLE SHARING THEIR CONCERNS  
AND ASKING QUESTIONS THROUGH  
ESTABLISHED FEEDBACK MECHANISMS



## PREVENTION OF SEXUAL EXPLOITATION AND ABUSE

**32 million**

PEOPLE WITH SAFE AND ACCESSIBLE  
CHANNELS TO REPORT SEXUAL  
EXPLOITATION AND ABUSE BY  
PERSONNEL WHO PROVIDE ASSISTANCE  
TO AFFECTED POPULATIONS



# Global Support 2023 for UNICEF Humanitarian Action

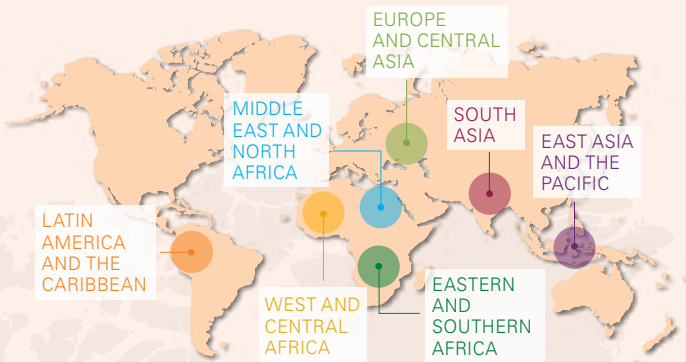
The UNICEF Office of Emergency Programmes coordinates the organization’s global support for humanitarian action, including through a security team and the 24/7 Operations Centre. UNICEF’s global humanitarian architecture includes its regional offices and headquarters divisions, which directly support humanitarian action at the country level. In 2023, this support will cost US\$110.7 million. UNICEF will cover 36 per cent of this cost through its core resources and will require US\$71.1 million in flexible and multi-year funding to cover the remaining needs.

UNICEF Global Support includes **four major components**:

1

## Regional Support US\$4.2 million

These resources enable the seven UNICEF regional offices to support the UNICEF country offices with humanitarian action, capacity building and technical support. UNICEF regional offices cover these regions:



2

## Emergency Operational Support US\$18.9 million

This delivers operations and management support to country office senior management and staff in emergency contexts, including rapid-onset and protracted crises.



Communication



Office of the Security Coordinator and Operations Centre  
(OPSCEN – operating 24/7)



Human resources



Supply and logistics



Finance and administration



Information and communications technology



Resource mobilization



3

## Humanitarian Programme Support US\$81.9 million

These funds are to reinforce partnership, coordination and collaboration and strengthen operational capacity for effective and efficient programme delivery.




Global cluster/sector coordination



Programmatic support



Policy and guidance



Results-based management



Mobilizing global support



4

## Humanitarian Review US\$6 million


To implement changes to UNICEF humanitarian action, as recommended by the Humanitarian Review – ensuring that UNICEF is prepared to respond in a timely, predictable and equitable way with quality programming to the emergencies of tomorrow.



Investing in humanitarian skill building and learning



Improving preparedness and conflict-sensitive, risk-informed programming



Reinforcing technical capacities and modalities of assistance




































# Funding Required in 2023

The 2023 Humanitarian Action for Children appeal includes a total of 49 appeals: 35 country appeals; 6 multi-country crisis appeals; 7 regional office appeals; and 1 global appeal.

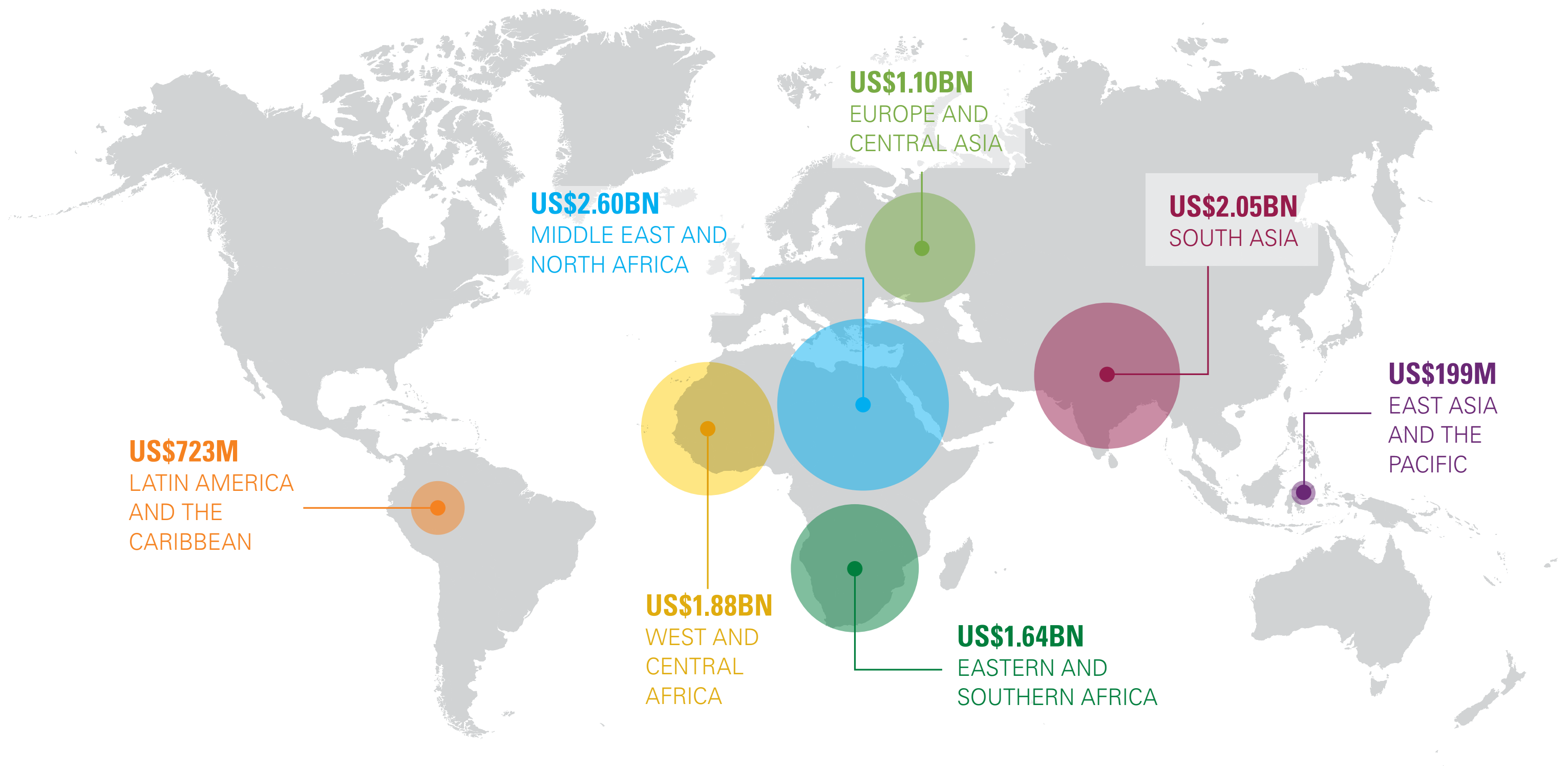
Click on the name of the appeal to see details on country-specific requirements.

EAST ASIA AND PACIFIC REGION	US\$
 Myanmar	169,556,000
East Asia and Pacific Region	29,002,100
<b>Total</b>	198,558,100
EASTERN AND SOUTHERN AFRICA REGION	US\$
 Angola	33,010,000
 Eritrea	14,700,000
 Ethiopia	674,284,202
 Kenya	137,464,306
 Madagascar	41,119,000
 Mozambique	113,091,371
 Somalia	272,300,000
 South Sudan	217,204,561
 Uganda	43,164,577
 Zimbabwe	47,825,350
Eastern and Southern Africa Region	45,000,000
<b>Total</b>	1,639,163,367
EUROPE AND CENTRAL ASIA REGION	US\$
 Ukraine and Refugee Response <small>Multi-country</small>	1,058,740,404
Refugee and migrant crisis in Europe <small>Multi-country</small>	37,020,280
Europe and Central Asia Region	7,700,000
<b>Total</b>	1,103,460,684
LATIN AMERICA AND CARIBBEAN REGION	US\$
 Haiti	210,328,014
 Bolivarian Republic of Venezuela	223,374,000
Children on the move including Venezuelans, and other crisis-affected communities <small>Multi-country</small>	160,495,318
Children on the move in Mexico and Central America <small>Multi-country</small>	113,934,597
Latin America and Caribbean Region	15,140,000
<b>Total</b>	723,271,929

MIDDLE EAST AND NORTH AFRICA REGION	US\$
 Iraq	77,578,072
 Lebanon	153,097,950
 Libya	28,576,353
 State of Palestine	20,328,320
 Sudan	584,600,000
 Syrian Arab Republic	328,486,492
 Yemen	484,400,000
Syrian Refugees <small>Multi-country</small>	867,317,214
Middle East and North Africa Region	51,849,000
<b>Total</b>	2,596,233,401
SOUTH ASIA REGION	US\$
 Afghanistan	1,652,134,593
 Bangladesh	173,838,186
 India	15,700,000
 Pakistan	96,414,183
 Sri Lanka	28,268,612
Afghanistan Refugees <small>Multi-country</small>	66,238,204
South Asia Region	21,307,706
<b>Total</b>	2,053,901,484
WEST AND CENTRAL AFRICA REGION	US\$
 Burkina Faso	226,658,750
 Cameroon	63,981,200
 Central African Republic	75,300,000
 Chad	88,659,200
 Democratic Republic of the Congo	862,398,900
 Guinea	16,112,000
 Mali	114,831,188
 Mauritania	11,305,000
 Niger	72,555,400
 Nigeria	270,300,000
West and Central Africa Region	75,493,089
<b>Total</b>	1,877,594,727
GLOBAL	US\$
Global Support for UNICEF humanitarian action	71,076,571
<b>Total</b>	71,076,571
<b>GRAND TOTAL</b>	10,263,260,263



# Funding required per region 2023





# Endnotes

[back to page](#)

- ← 1 United Nations Office for the Coordination of Humanitarian Affairs (OCHA), Global Humanitarian Overview 2022, OCHA, December 2021.
- ← 2 The World Bank, World Bank Group Strategy for Fragility, Conflict, and Violence 2020–2025, World Bank, February 2020.
- ← 3 Humanitarian Outcomes, Aid Worker Security Report 2022: Collateral violence – Managing risks for aid operations in major conflict, Humanitarian Outcomes, October 2022.
- ← 4 Office of the United Nations High Commissioner for Refugees (UNHCR), Mid-year Trends 2022, UNHCR, October 2022, available at <[www.unhcr.org/statistics/unhcrstats/635a578f4/mid-year-trends-2022](http://www.unhcr.org/statistics/unhcrstats/635a578f4/mid-year-trends-2022)>.
- ← 5 UNICEF, “Nearly 37 million children displaced worldwide – highest number ever recorded”, press release, 16 June 2022.
- ← 6 Filippo Grandi, United Nations High Commissioner for Refugees, in a Tweet dated 6 March 2022: “More than 1.5 million refugees from Ukraine have crossed into neighbouring countries in 10 days — the fastest growing refugee crisis in Europe since World War II.”
- ← 7 All figures are provisional as of 31 October 2022, unless otherwise indicated. Humanitarian Action for Children (HAC) appeals funding status represents fund commitments by resource partners in the current appeal year as per agreement amount at the time signed. Figures are subject to change.
- ← 8 Significant increase in this context is defined as an increase of more than US\$10 million. HAC appeals with increases of less than US\$10 million include Mali, Nigeria and Children on the move, including Venezuelans and communities affected by COVID-19. Funding requirements for Burundi, the State of Palestine, and Zimbabwe were reduced.
- ← 9 HAC appeals for the Ukraine and Refugee Outflow, ACT-A and Afghanistan account for 56 per cent (US\$2.24 billion) of the new commitments from donors in 2022.
- ← 10 The HAC appeal for Ukraine covers the response inside Ukraine and the refugee response in neighbouring countries.
- ← 11 The carry-forward amount is provisional and subject to change.
- ← 12 UNICEF National Committees are listed in order of the increase in funding received in 2022 compared with the same period in 2021; 82 per cent of the 2022 funding increase from the private sector donors is attributed to these National Committees.
- ← 13 United Nations Central Emergency Response Fund, Allocations by Agency, 2022. Figures generated on 31 October 2022. Available at <https://cerf.un.org/what-we-do/allocation-by-agency>.
- ← 14 Traditionally, international financial institutions provide support to UNICEF mainly through funding towards Country Programme Documents (CPD) rather than HAC appeals. 2021 was an exceptional year, funding was earmarked for the coronavirus disease 2019 (COVID-19) response was received from such institutions for HAC appeals.
- ← 15 Though funding from international financial institutions received through the HAC appeals decreased in 2022, the overall level of support from these institutions to UNICEF increased in 2022.
- ← 16 In the order of increase in contributions received (listed resource partners increased their funding by more than US\$50 million).
- ← 17 The proportion of these appeals that was funded through new commitments from donors: Afghanistan: 26.2 per cent; Bolivarian Republic of Venezuela: 22.2 per cent; Yemen: 21.2 per cent; and Syrian Refugees: 22.7 per cent.
- ← 18 Humanitarian thematic contributions support the results set out in UNICEF’s HAC appeal, which delivers emergency assistance for children affected by conflicts, disasters and other humanitarian crises. Partners can contribute humanitarian thematic funds at the global, regional and country levels, in support of one or more country or crisis.
- ← 19 Thematic contributions received as of end of the 2021: US\$410 million; thematic contributions received as of end-October 2022: US\$802.7 million.
- ← 20 For more information on the Global Humanitarian Thematic Fund, please see ‘Global Humanitarian Thematic Funding’ at [www.unicef.org/emergencies/global-humanitarian-thematic-funding](http://www.unicef.org/emergencies/global-humanitarian-thematic-funding).
- ← 21 Multi-year funding is funding provided for two or more years based on agreements signed in 2022.
- ← 22 Local and national actors comprise UNICEF’s non-international implementing partners: these include government ministries/agencies, national non-governmental organizations, community-based organizations, and national Red Cross and Red Crescent societies.
- ← 23 The figures presented here are provisional as of 31 October 2022 and represent fund commitments by resource partners as per agreements signed in the current appeal year (2022). Column ‘New funding committed’ includes GHTF allocations made in 2022. Figures are subject to change.
- ← 24 The Core Commitments for Children in Humanitarian Action – the CCCs – are UNICEF’s central humanitarian policy to uphold the rights of children affected by humanitarian crisis. They are a framework for humanitarian action, around which UNICEF seeks to engage with partners.
- ← 25 UNICEF, No Time to Waste: Improving diets, services and practices for the prevention, early detection and treatment of wasting in early childhood, UNICEF, New York, April 2021.
- ← 26 Food Security Information Network and Global Network Against Food Crises, Global Report on Food Crises 2022, 2022.





## For more information on UNICEF Humanitarian Action for Children, please contact:

### Manuel Fontaine

Director  
Office of Emergency Programmes  
UNICEF New York  
Tel: +1 212 326 7163  
Email: mfontaine@unicef.org

### June Kunugi

Director  
Public Partnerships Division  
UNICEF New York  
Tel: +1 212 326 7160  
Email: humanitarian.ppd@unicef.org

## Credits:

**Coordination:** UNICEF Office of  
Emergency Programmes – Director’s  
Office Planning Unit and UNICEF Public  
Partnerships Division – Humanitarian  
Partnerships and Financing Team  
**Editor:** Anastasia Warpinski  
**Design:** Julie Pudlowski Consulting

### Cover & back cover photos:

© UNICEF/UN0637449/Hudak  
© UNICEF/UN0612308/Fazel

United Nations Children’s Fund  
Office of Emergency Programmes  
3 United Nations Plaza  
New York, NY 10017, USA

[www.unicef.org/appeals](http://www.unicef.org/appeals)

© United Nations  
Children’s Fund  
(UNICEF)  
December 2022